



## Taiwanese Public Opinion Foundation

### February 2022 Public Opinion Poll – English Excerpt

Released:

**February 22, 2022**

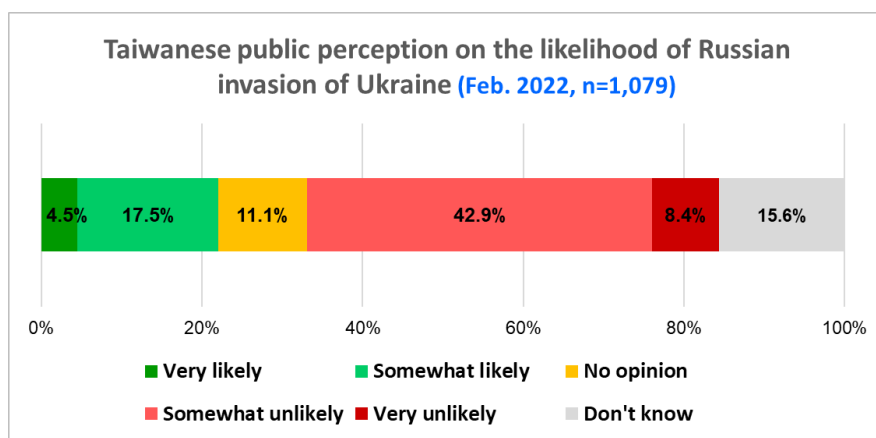
**Taiwanese Public Opinion Foundation (TPOF)** today released the result of its February 2022 nation-wide poll. This marks the 66th monthly survey conducted by the TPOF aimed at tracking the development and changes in Taiwan's public opinion. The full release in Chinese language is available on our official website [www.tpof.org](http://www.tpof.org).

#### **How the Survey was Conducted**

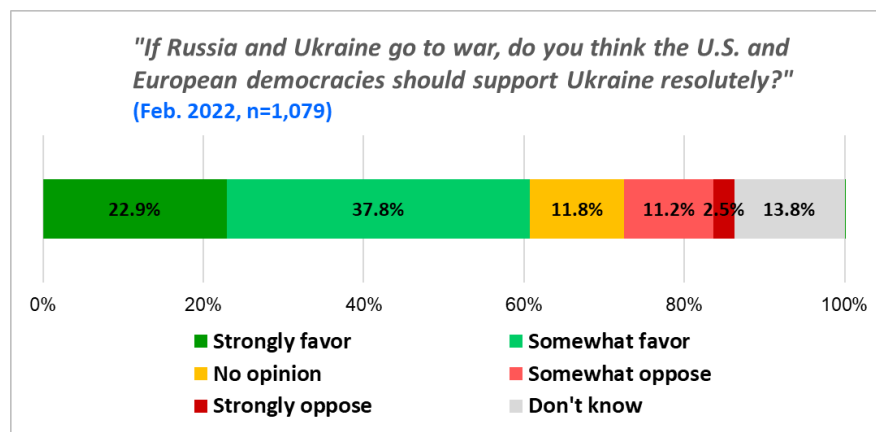
This survey was conducted on February 14-15, 2022, with a sample size of 1,079. Adults 20 years of age and older residing in Taiwan were interviewed by telephone using live interviewers. Landline numbers were drawn through random digit dialing system. The samples were demographically weighted to adjust for gender, age, education and the district of residency based on the latest statistics published by the Ministry of the Interior. Sampling error is around  $\pm 2.98$  percentage points with 95% level of confidence.

## Main Findings:

1. How many Taiwanese are aware of the ongoing crisis between Ukraine and Russia? The poll finds among Taiwanese adults aged 20 years and older, 76.8% said they are aware of the ongoing crisis, but 23.2% are not aware of it. Three quarter of Taiwanese are aware of this major international event.
2. On the public perception of the possibility of a major war breaks out between Russia and Ukraine, the poll finds among Taiwanese adults aged 20 years and older, 22% think it is likely that Russia will launch an invasion of Ukraine within a fortnight, but 51.3% do not think such war is likely.



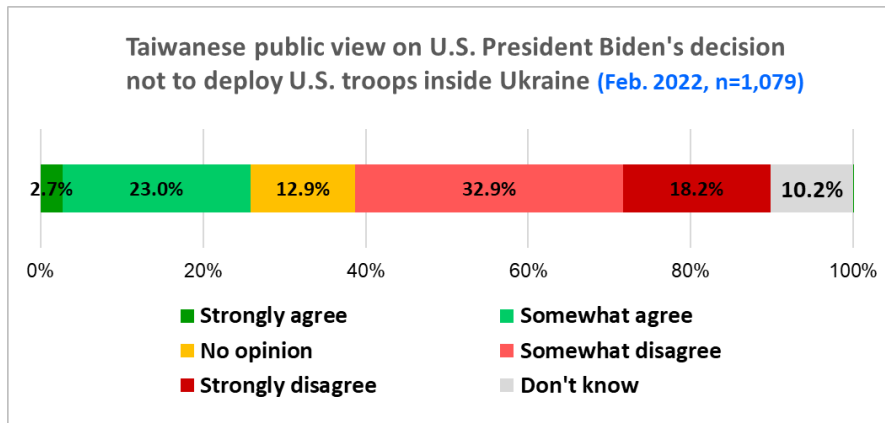
3. We asked the respondents: “If Russia and Ukraine go to war, do you think the U.S. and European democracies should support Ukraine resolutely?” Among Taiwanese adults aged 20 years and older, 60.7% answered affirmatively, while 13.7% answered disapprovingly.



4. Concerning U.S. President Biden’s [statement](#) that U.S. troops would not be sent to Ukraine to avert the risk of a world war, the poll finds among Taiwanese adults aged 20 years and older, 25.7% said they agree with Biden’s decision not to

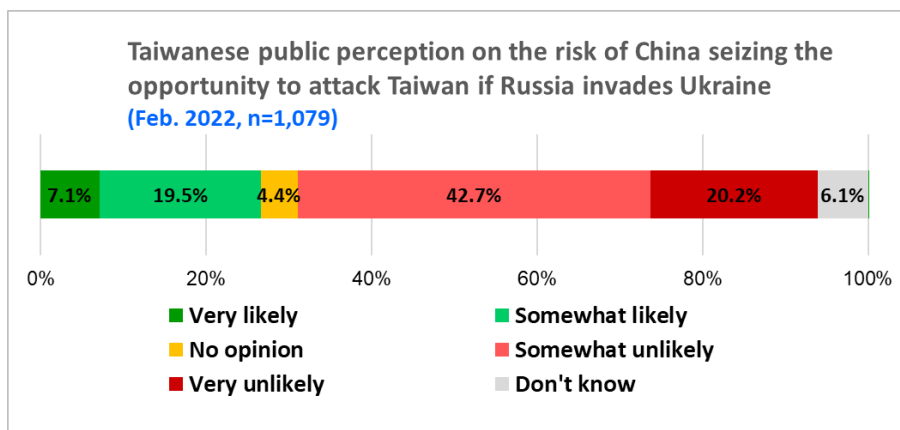
deploy U.S. troops inside Ukraine, while 51.1% disagree. Noticeably:

- a. A majority of respondents across all political party affiliations from DPP, KMT, TPP, and NPP disagree with Biden’s decision not to deploy U.S. troops.
- b. Respondents from all age groups, all levels of education attainment, and all ethnic groups disagree with Biden’s decision.

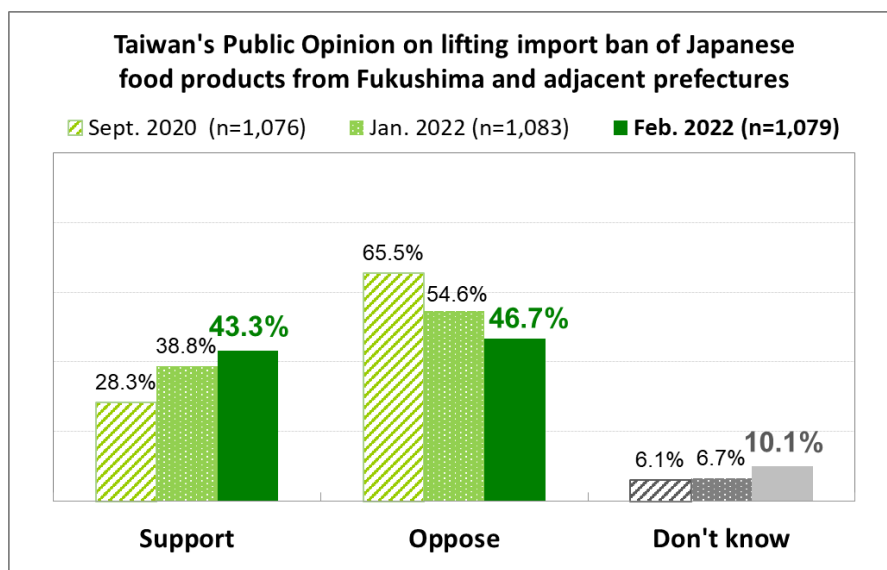


5. Are Taiwanese worried about China seizing the opportunity to attack Taiwan if Russia invades Ukraine? The poll finds among Taiwanese adults aged 20 years and older, 26.6% thought so, but a majority of 62.9% dismissed the risk as unlikely. Noticeably:

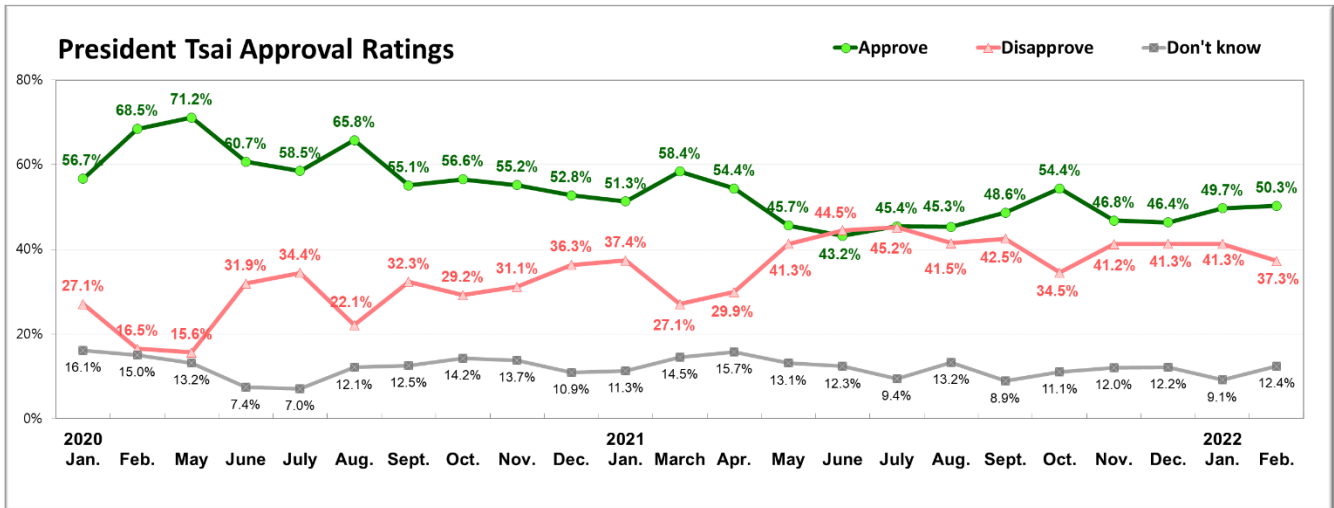
- a. Among DPP supporters, 66% thought such scenario would be unlikely. Same percentage of KMT supporters thought so as well.
- b. The more educated respondents expressed slightly more fear of war, but all age groups expressed strong confidence that China will not seize the opportunity to attack.



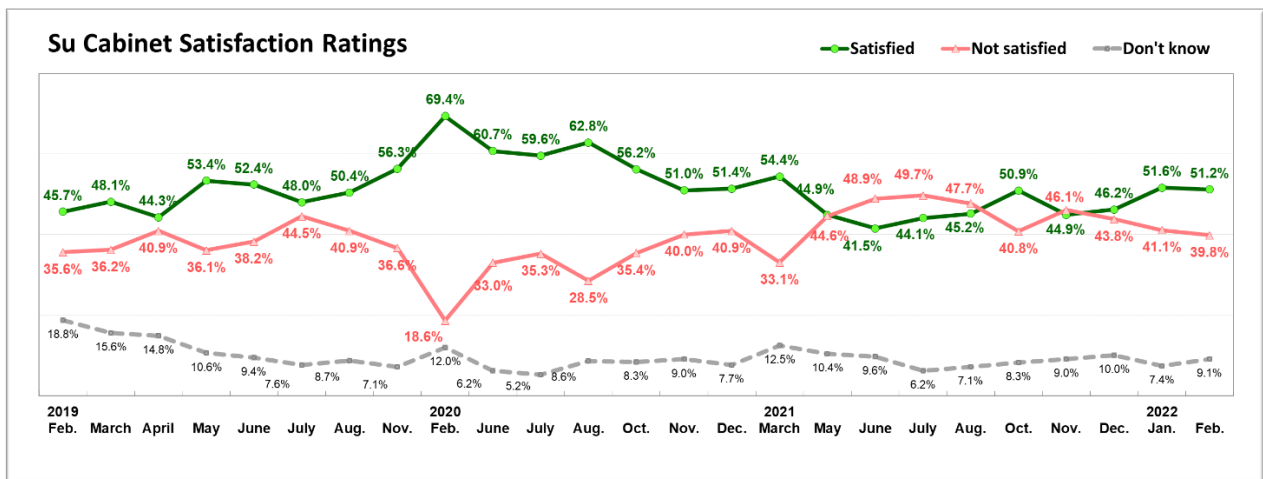
6. Concerning Taiwan ruling government's recent [lifting of decade-long ban](#) on agricultural imports from five Japanese prefectures linked to 2011 Fukushima nuclear accident, the poll finds that among Taiwanese adults aged 20 years and older, 43.3% support lifting the ban while 46.7% oppose it. Compared to our past polls, we notice yet another increase in the public opinion supporting lifting the ban, though a majority still favors the ban.



7. How do Taiwanese rate the performances of the various mayors in handling the COVID-19 pandemic? The poll finds among adults aged 20 years and older, New Taipei City Mayor Hou Yu-ih received the top spot with 37.7% approval, Kaohsiung City Mayor Chen Chi-mai came second with 21.8%, then Taipei City Mayor Ko Wen-je at 19.8%, Taichung City Mayor Lu Shiow-yen at 14.7%, Taoyuan City Mayor Cheng Wen-tsan at 12.9%, Tainan City Mayor Huang Wei-cher came last with just 7.9% approval.
8. How do Taiwanese perceive the historical legacy of [Sun Yat-sen](#), who remains the nominal “founding father” of the Republic of China, even though Taiwan was not a part of China at the time? The poll finds among Taiwanese adults aged 20 years and older, 69.8% have a favorable view on Sun, while only 9.7% hold an unfavorable view.
9. On the Presidential job approval rating, the poll finds among Taiwanese adults aged 20 years and older, a majority of 50.3% approved of the way President Tsai Ing-wen is handling the country's top priorities, while a minority of 37.3% expressed disapproval.



10. On the performance of Premier Su Tseng-chang cabinet, the poll finds among Taiwanese adults aged 20 years and older, 51.2% were satisfied of the way Su cabinet is handling the government, while the other 39.8% were not satisfied.



11. On political party affiliation, the poll finds among Taiwanese adults aged 20 years and older, 29.2% said they support the ruling Democratic Progressive Party (DPP), 15% support the Kuomintang (KMT), 16.2% support the Taiwan People's Party (TPP), 5.5% support the New Power Party (NPP), 4% support the Taiwan State-building Party (TSP), and 27.4% respondents identified themselves as independents. Noticeably, Taipei City Mayor Ko Wen-je's TPP overtook the KMT as the second most popular party.

